

# How We Serve Tennesseans

**22,649**

Children served through Families First Temporary Assistance for Needy Families (TANF)

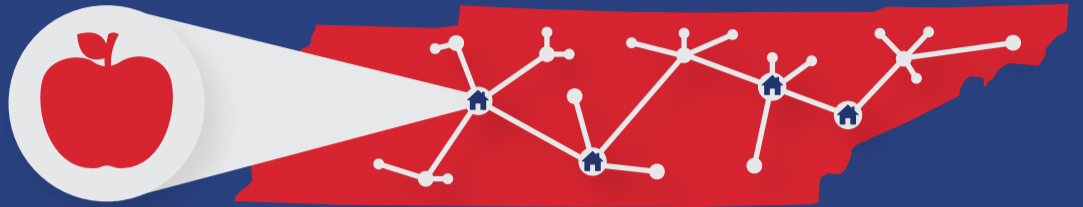
Reaching more than

**13,000** households




**419,100**

SNAP households served



Reaching **830,000** Tennesseans



**705,000** school aged children and **117,885** preschoolers served through the **P-EBT program**

**\$631 million**



in Child Support payments distributed reaching **302,000** children

**10,729** Adult Protective Services investigations conducted



**8 million** meals served through Summer Food Service Program

**26 million** meals served through the Child and Adult Care Food Program

**7 organizations** selected as part of the **Tennessee Opportunity Pilot Initiative**, in which each will be allocated **\$25 million** to provide comprehensive community-based services to families with low-income.

An average of **5,690**



students with disabilities received pre-employment transition services each month during the last school year.

More than **1,400 Tennesseans with disabilities**

achieved their employment goals through the help of the Vocational Rehabilitation program



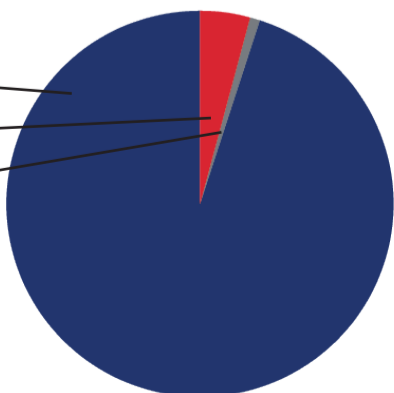
## TDHS SFY 2022 Revenue

\$3,857,333,105

\$172,672,074

\$38,836,112

- Federal
- State
- Other



## TDHS SFY 2022 Expenditures

\$3,068,989,955

\$702,055,927

\$188,203,758

\$109,591,651

- Family Assistance & Child Support
- Community & Social Services
- Administration
- Rehabilitation Services

